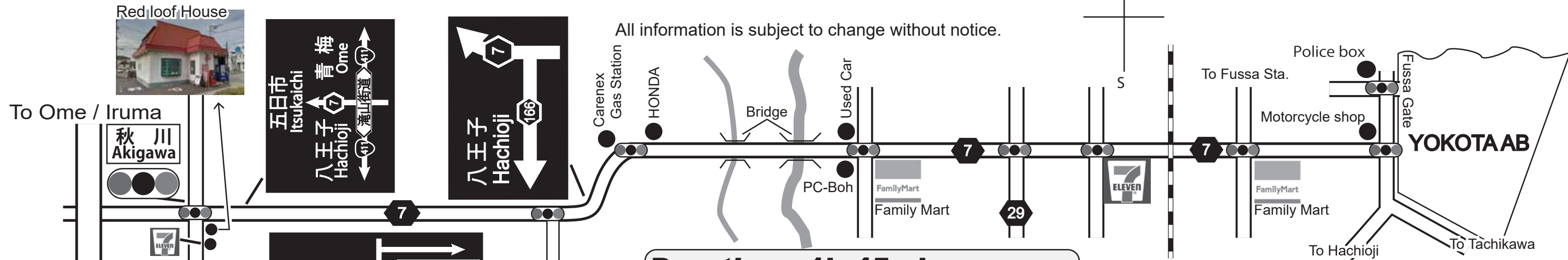


YOKOSUKA NB by Car Expressway Route



All information is subject to change without notice.

Duration : 1h 45min or more

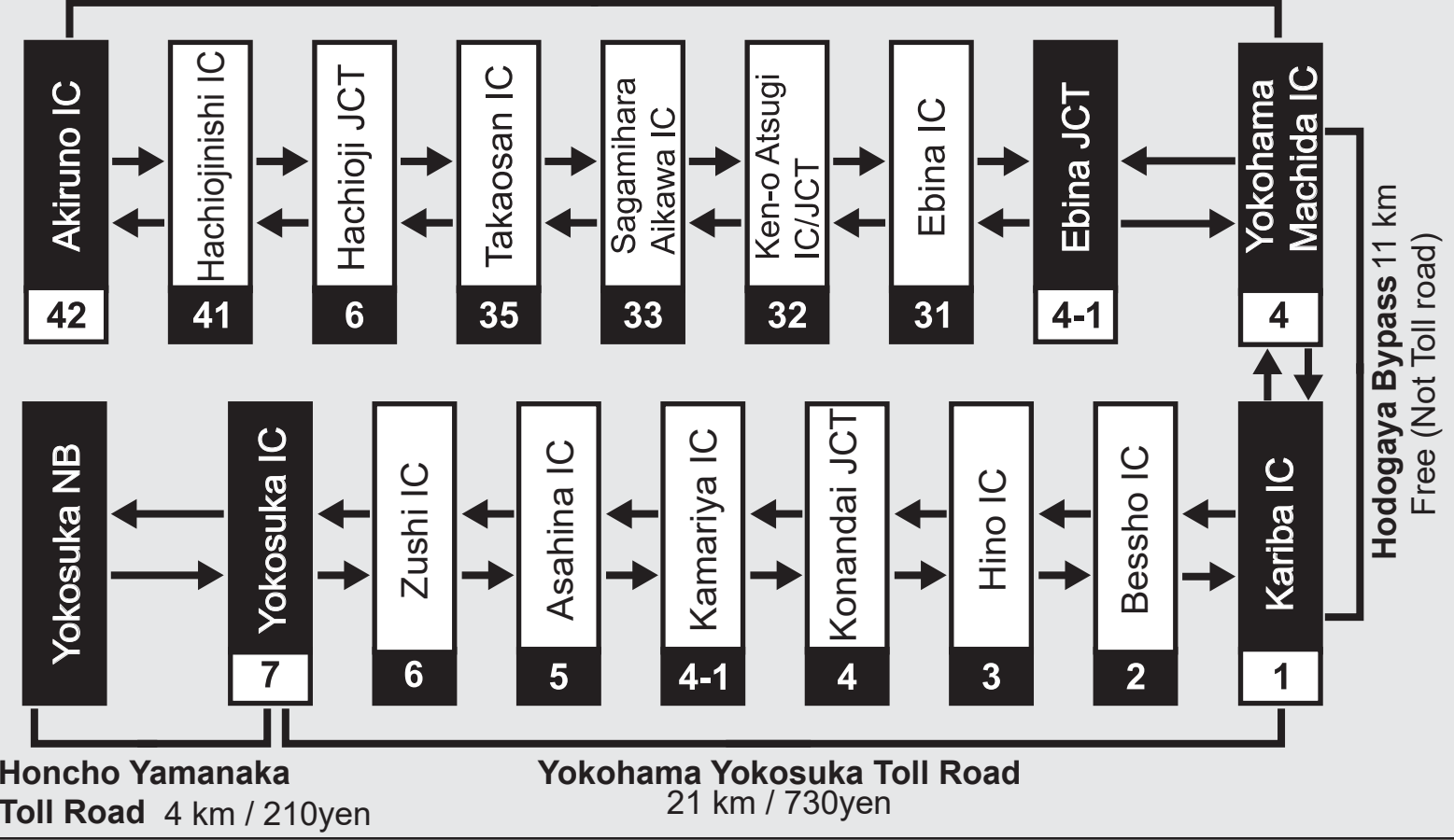
(Travel time will vary depending on traffic)

Total toll : 2,790yen

(Ken-O Expwy + Tomei Expwy 1,840yen Yokohama Yokosuka road 740yen + Honchoyamanaka road 210yen)

EXPRESSWAY Interchange and Junction information

Ken-O EXPWY / Tomei EXPWY
45 km / 1,840yen

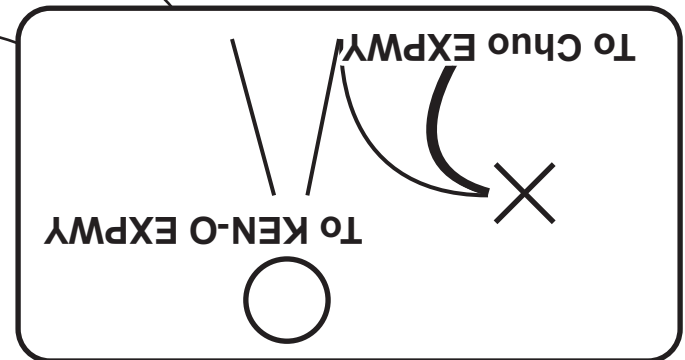


9.5km
26.9km



After toll gate go toward CHUO / Hachioji

Stay in right lane when you enter the fourth tunnel.
Keep going straight.



To Ebina JCT
See page 2

Disclaimer
The Yujo Community Center will not be held liable for out of date information or use of out of date information. We prohibit any further use of the "Yujo Recreation Center Directions" without permission by the author and director of the Yujo Community Center. These respective companies' logos in this information are described as landmarks to help American drivers to recognize and find the right way easier, and are NOT for any other purposes. The "Recommended Routes" is not the routes always gives you the quickest result (depending on the traffic, duration varies).
NO FEDERAL ENDORSEMENT INTENDED. NOT ALL ROADS / BUILDINGS / TRAIN SYSTEMS / TRAFFIC SIGNALS / EXITS & ENTRANCES INDICATED IN THIS INFORMATION.