



Online Tee Time Procedure

Military ID Holder	Active Duty	7 Days
	Civilian, Retirees	5 Days
Base Employees		3 Days
Guest		3 Days

**Please register and reserve your tee time
online or call us at**

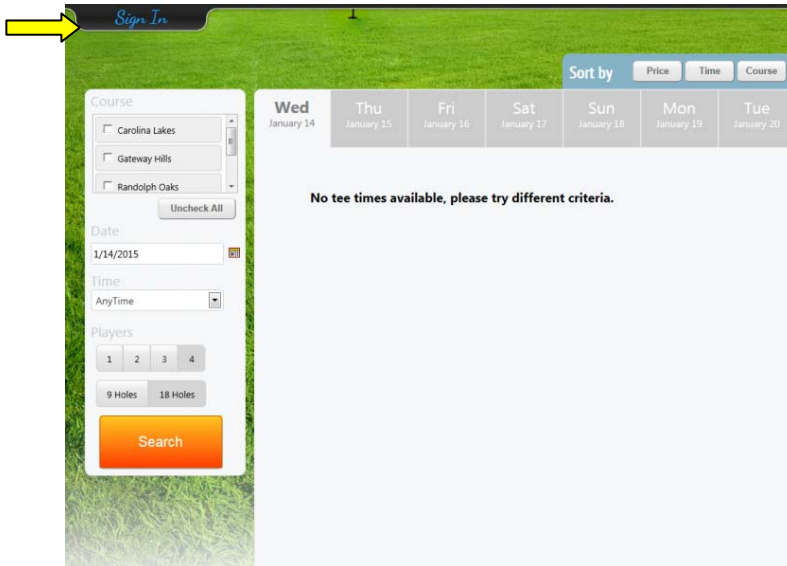
Tama Hills GC 224-3426

Yokota Par-3 225-8815

1. Access to the website **URL**

<https://www.myairforcegolf.com/>

2. Click "Sign In" 



3. Click "No" if you are new customer 

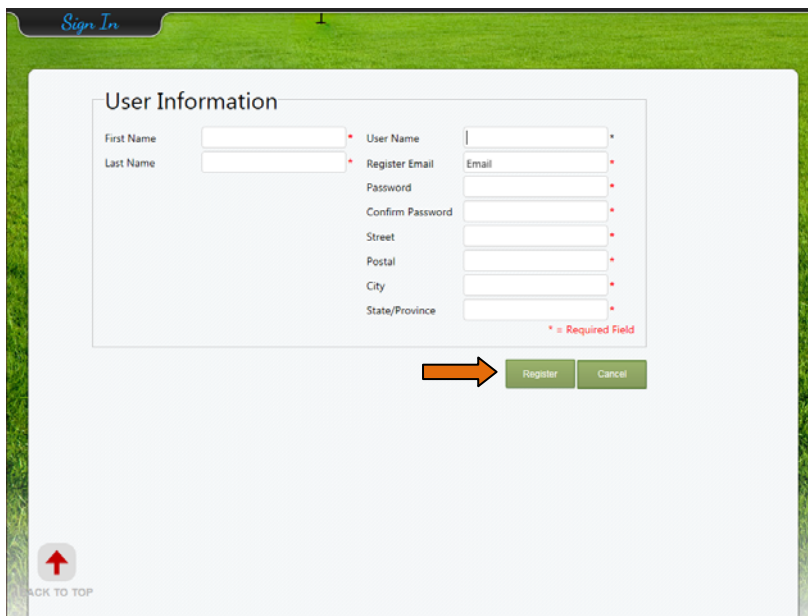
Enter your Email Address 

Click "Next" 



4. Enter all the required information

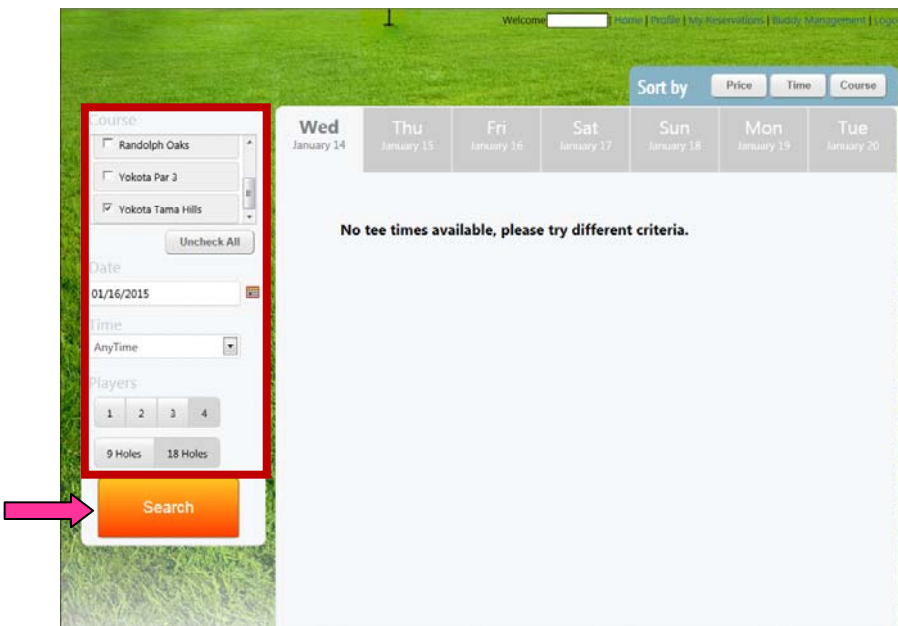
Click “Register” →



The image shows a registration form titled "User Information" on a website. The form contains several input fields, each with a red asterisk indicating it is a required field. The fields are: First Name, Last Name, User Name, Register Email, Password, Confirm Password, Street, Postal, City, and State/Province. Below the form are two buttons: "Register" and "Cancel". An orange arrow points to the "Register" button. In the bottom left corner, there is a "BACK TO TOP" link with an upward-pointing arrow.

5. Choose “Course”, “Date”, “Time” and “Players/9H or 18H”

Click “Search”



The image shows a search interface for tee times. On the left, there is a search filter panel with a red border. It includes a "Course" section with checkboxes for "Randolph Oaks", "Yokota Par 3", and "Yokota Tama Hills". Below this is an "Uncheck All" button. The "Date" field is set to "01/16/2015". The "Time" field is set to "AnyTime". The "Players" section has buttons for "1", "2", "3", and "4". At the bottom of the filter panel are buttons for "9 Holes" and "18 Holes". A pink arrow points to the "Search" button at the bottom of the filter panel. The main content area shows a calendar for January 2015, with the "Wed" column selected. Below the calendar, it says "No tee times available, please try different criteria." The top right of the page has a "Sort by" menu with options for "Price", "Time", and "Course".

6. Choose an available slot

Course: Carolina Lakes Gateway Hills Randolph Oaks

Date: 1/16/2015

Time: AnyTime

Players: 1 2 3 4

Sort by: Price Time Course

Wed January 14 Thu January 15 **Fri January 16** Sat January 17 Sun January 18 Mon January 19 Tue January 20

Friday, January 16, 2015

Yokota Tama Hills 09:00 1 to 4 Players	Yokota Tama Hills 09:00 1 to 4 Players	Yokota Tama Hills 09:00 1 to 4 Players	Yokota Tama Hills 09:00 1 to 4 Players
Yokota Tama Hills 09:00 1 to 4 Players	Yokota Tama Hills 09:00 1 to 4 Players	Yokota Tama Hills 09:00 1 to 4 Players	Yokota Tama Hills 09:00 1 to 4 Players
Yokota Tama Hills 09:00 1 to 4 Players	Yokota Tama Hills 09:00 1 to 4 Players	Yokota Tama Hills 09:00 1 to 4 Players	Yokota Tama Hills 09:00 1 to 4 Players

7. Input required all players information

Please make sure to click “guest” if you have any guests in your group

Click “Continue”

Players Information

09:00 Tuesday, February 17, 2015 on Yokota Tama Hills

Number of Player: - 4 +

PLAYER 1: Name of Player Email of Player

PLAYER 2: Name of Player Email of Player

PLAYER 3: Name of Player Email of Player

PLAYER 4: Name of Player Email of Player

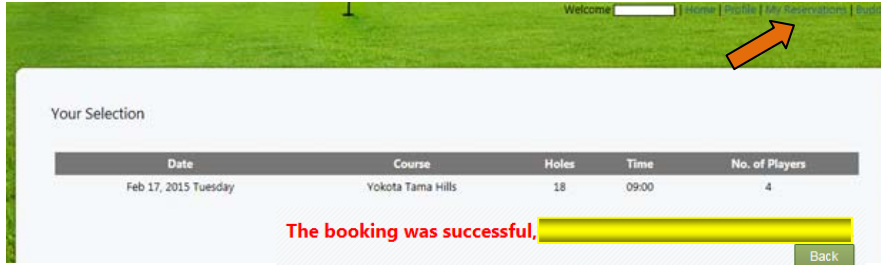
8. Click “Reserve”

Club Prophet Systems

Your Selection

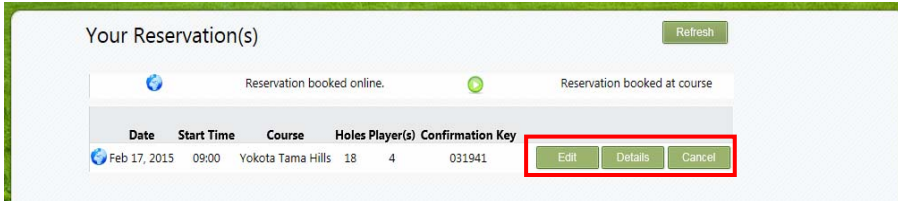
Date	Course	Holes	Time	No. of Players
Feb 17, 2015 Tuesday	Yokota Tama Hills	18	09:00	4

9. Click "My Reservations" →



Please disregard the highlighted, yellow message

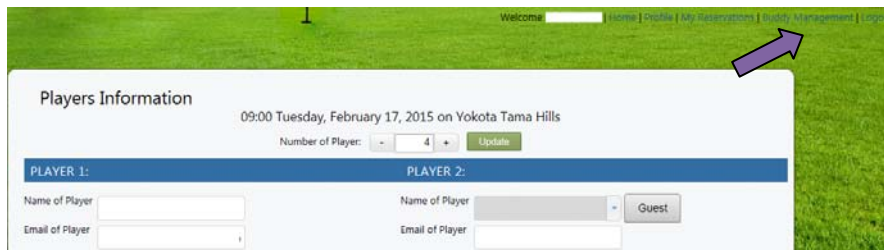
10. You can manage your reserved tee time by Edit/Details/Cancel



Buddy Management System

(You can search your friends who are already registered in the POS system)

Click "Buddy Management" →



Search your friends by their last and first names →

When you find your friend, please click "Select"



Once you add your friends on the buddy list, you will be easily find their names when you input players information